

Centerfire™ Series

Nozzles, Tips, Diffusers

Issued Feb. 2008 • Index No. SPEC CF-1.2

Centerfire™ contact tip, nozzle and gas diffuser shown with MIG Q-Gun™



Centerfire™ contact tips, nozzles and diffusers are easy-to-use and high performing. They provide better arc starts, less spatter and more consistent welds - and also last up to three times longer than competitive brands.

All Consumables are Not Created Equal.

It's important to choose longer lasting consumables. They can make the difference between repeated consumable replacement and rework, or more arc time and better bottom line.

Centerfire tips are non-threaded and stay in place by hand-tightening the nozzle. They change over without tools for quick, easy replacement after burn back.

Centerfire tips remain centered even after hard use to ensure consistent weld quality.

Centerfire tips have a tapered base to improve conductivity and reduce heat for better weld quality.

Centerfire tips can be rotated 360° to create new wear surfaces and extended tip life.

Centerfire tips are machined to the highest quality for the smoothest performance.

Centerfire nozzles have a built-in spatter shield that smooths and concentrates gas flow for less weld oxidation and contamination.

Centerfire nozzles allow fixed tip positioning at flush, 1/8" and 1/4" recess and 1/8" extension for consistent welds.

Centerfire gas diffusers are protected by spatter shield in nozzle for extra long life.

Centerfire consumables are suitable for use in heavy-duty and light commercial applications and fit most competitive brand guns to enhance performance and allow standardization of one contact tip and nozzle for all gun brands to minimize inventory management costs.

Made with
Pride and without
Compromise in the **USA**

Bernard®

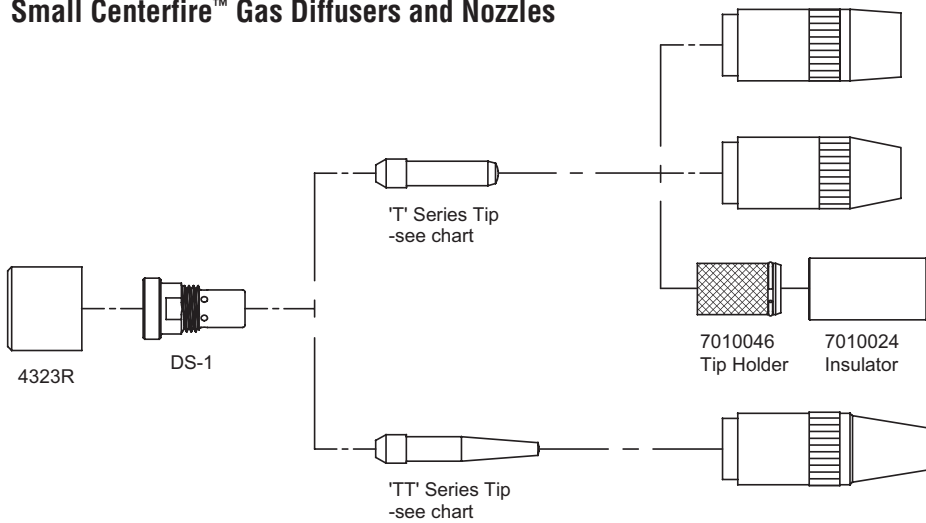
An Illinois Tool Works Company
449 West Corning Road, Box 667
Beecher, Illinois 60401 USA

Phone: 800-946-2281 (US Only) 708-946-2281 (Outside US)
Fax: 708-946-6726
For more information, visit us at BernardWelds.com



Available Parts

Small Centerfire™ Gas Diffusers and Nozzles



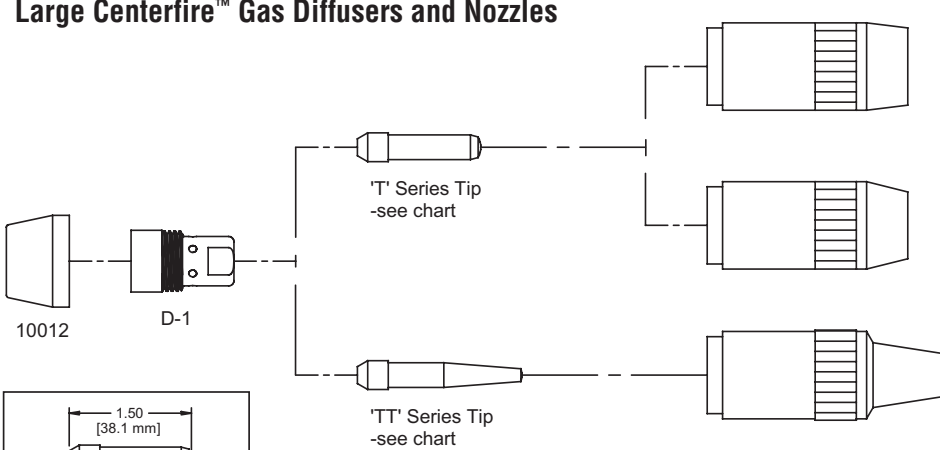
NS-5800C (5/8" I.D., Flush, Copper)
 NS-5818C (5/8" I.D., 1/8" Rec., Copper)
 NS-5800B (5/8" I.D., Flush, Brass)
 NS-5818B (5/8" I.D., 1/8" Rec., Brass)

NS-1218C (1/2" I.D., 1/8" Rec., Copper)
 NS-1200B (1/2" I.D., Flush, Brass)
 NS-1218B (1/2" I.D., 1/8" Rec., Brass)

NS-FLX Self-Shielded Conversion Kit
 (Includes tip holder and insulator)

NST-3800B (3/8" I.D., Flush, Brass)
 NST-3818B (3/8" I.D., 1/8" Rec., Brass)
 NST-38XTB (3/8" I.D., 1/8" Extension, Brass)

Large Centerfire™ Gas Diffusers and Nozzles



N-3400C (3/4" I.D., Flush, Copper)
 N-3418C (3/4" I.D., 1/8" Rec., Copper)
 N-3414C (3/4" I.D., 1/4" Rec., Copper)
 N-3400B (3/4" I.D., Flush, Brass)
 N-3418B (3/4" I.D., 1/8" Rec., Brass)
 N-3414B (3/4" I.D., 1/4" Rec., Brass)

N-5800C (5/8" I.D., Flush, Copper)
 N-5818C (5/8" I.D., 1/8" Rec., Copper)
 N-5814C (5/8" I.D., 1/4" Rec., Copper)
 N-5800B (5/8" I.D., Flush, Brass)
 N-5818B (5/8" I.D., 1/8" Rec., Brass)
 N-5814B (5/8" I.D., 1/4" Rec., Brass)

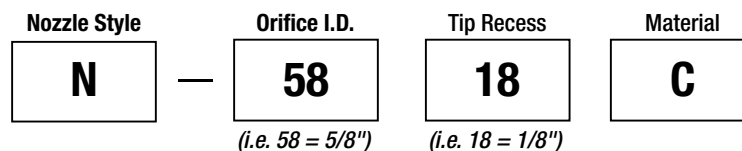
NT-3800C (3/8" I.D., Flush, Copper)

'T' Series Tip	
	1.50 [38.1 mm]
T-023	.023" (.6 mm)
T-030	.030" (.8 mm)
T-035	.035" (.9 mm)
T-039	.039" (1.0 mm)
T-045	.045" (1.2 mm)
T-052	.052" (1.4 mm)
T-062	1/16" (1.6 mm)
T-072	.072" (1.8 mm)
T-078	5/64" (2.0 mm)
T-094	3/32" (2.4 mm)
T-109	7/64" (2.8 mm)
T-125	1/8" (3.2 mm)

'TT' Series Tip	
	2.00 [50.8 mm]
TT-023	.023" (.6 mm)
TT-030	.030" (.8 mm)
TT-035	.035" (.9 mm)
TT-039	.039" (1.0 mm)
TT-045	.045" (1.2 mm)
TT-052	.052" (1.4 mm)
TT-062	1/16" (1.6 mm)

Centerfire™ Nozzle Part Number

Use a Centerfire nozzle's part number to identify its specifications. The part number below represents a large Centerfire nozzle manufactured with 5/8" I.D., 1/8" tip recess and copper.



- Available nozzle styles: N = nozzle large, NT = nozzle large tapered, NS = nozzle small, NST = nozzle small tapered
- Tip recess XT = 1/8" extension beyond end of nozzle
- Available nozzle materials: B = brass and C = copper

Competitor Conversion

Simplify parts management and improve performance by converting all of your MIG guns to Centerfire™ nozzles, contact tips and gas diffusers. Find your gun make and model on the left, then follow the chart to the right for parts needed to upgrade.

Gun Manufacturer	Gun Model	Desired Nozzle / Gas Diffuser Style	Adapter	Insulator	Gas Diffuser	Contact Tip	Nozzle
Bernard®	Q-Gun, EZ Feed II, G, H, F	Small	Not Required	4323R	DS-1	Select from table on left	Select from table on left <i>Note: use small nozzles with small diffusers and large nozzles with large diffusers</i>
		Large	Not Required	10012	D-1		
Binzel®	ALPHA 2, ALPHA 3, ALPHA 2 Automatic, ALPHA 3 Automatic,	Small	Not Required	4323R	DS-1B		
		Large	Not Required	4323R	D-1B		
Lincoln®	Magnum 250	Small	1380005	4323R	DS-1		
		Large	1380005	10012	D-1		
	Magnum 300, Magnum 400	Small	Not Required	4323R	DS-1T		
		Large	Not Required	4423R	D-1T		
Miller®	XR Edge	Small	1380018	4323R	DS-1		
		Large	1380018	10012	D-1		
	XR30A, XR-W, M-25, Roughneck, Python	Small	Not Required	4323R	DS-1		
		Large	Not Required	10012	D-1		
OXO®	APX	Small	Not Required	4323R	DS-1		
		Large	Not Required	10012	D-1		
Tregaskiss®	Toughgun	Small	Not Required	4323R	DS-1T		
		Large	Not Required	4423R	D-1T		
Tweco®	160 Mini Mig	Small	1380020	4323R	DS-1		
		Large	1380020	10012	D-1		
	No. 1	Small	1380019	4323R	DS-1		
		Large	1380019	10012	D-1		
	No. 2	Small	1380005	4323R	DS-1		
		Large	1380005	10012	D-1		
	No. 3, No. 4, Tuff-n-Lite, Supra XT (HD Consumables), Spraymaster 450	Small	Not Required	4323R	DS-1T		
		Large	Not Required	4423R	D-1T		
	No. 5	Small	N/A	N/A	N/A		
		Large	Not Required	4423R	D-1T-5		
ELC 250, ELC 350, Spraymaster 250, Spraymaster 350	Small	1380012	4323R	DS-1			
	Large	1380012	10012	D-1			
ELC 450, EL 450, EL 600, Supra XT (EL Consumables)	Small	1380017	4323R	DS-1			
	Large	1380017	10012	D-1			

Centerfire™ nozzles, tips and gas diffusers are manufactured by Bernard®. Bernard® is the registered trademark of Illinois Tool Works, Inc. Other brands mentioned are for reference only and are the registered trade marks of their respective companies. Illinois Tool Works, Inc. is not affiliated with these other companies.

Installation Instructions

Standard Installation

1. Install insulator cap over neck.
2. Trim liner to between 5/8" and 3/4" beyond neck thread.
3. Torque diffuser onto neck to approx. 12ft-lbs.
4. Insert tip into gas diffuser.
5. Thread nozzle onto gas diffuser / tip, and tighten firmly by hand.

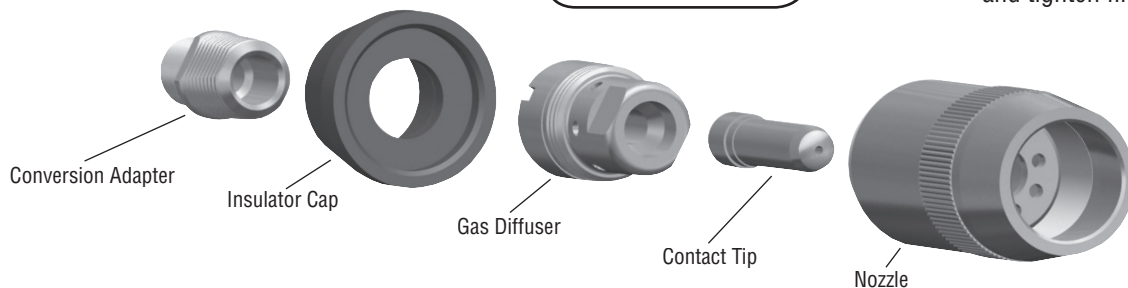
Helpful Tip

The base of every Centerfire gas diffuser has a 3/4" diameter, and can be used as a liner trimming guide.



Installation with Conversion Adapter

1. Install conversion adapter.
2. Install insulator cap over conversion adapter.
3. Trim liner to between 5/8" and 3/4" beyond adapter thread.
4. Torque diffuser onto adapter to approx. 12ft-lbs.
5. Insert tip into gas diffuser.
6. Thread nozzle onto gas diffuser / tip, and tighten firmly by hand.



Notes